

## COMMUNITIES WE SERVE

### Living Arrangements

Own home: 46%  
Rent home: 50%  
Homeless/Other: 4%

### Education

8th grade or less: 15%  
High school/non grad: 11%  
High school/GED: 44%  
Some college: 11%  
2 or 4 year college grad: 19%

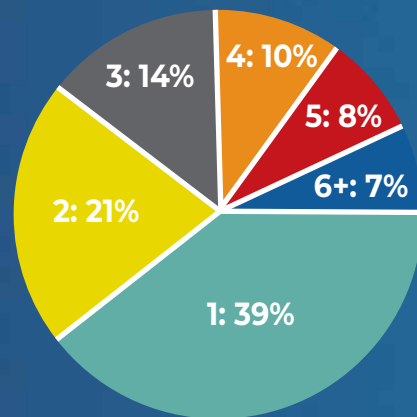
### Race

White/Caucasian: 83%  
Black/African American: 9%  
Latino: 5%  
Multiracial: 1%  
Asian: 1%  
American Indian/  
Alaskan Native: 1%

### Gender

Male: 33%  
Female: 66%  
Other/  
Not Identified: 1%

### FAMILY SIZE



### Households by County

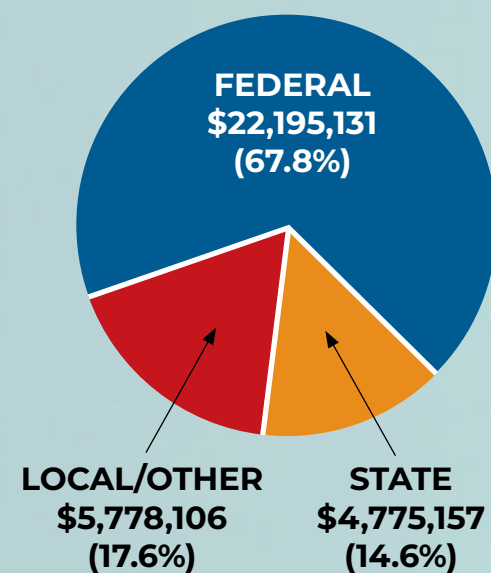
Blue Earth: 1973  
Brown: 699  
Faribault: 800  
Le Sueur: 646  
Martin: 805  
Nicollet: 757  
Sibley: 408  
Waseca: 555  
Watonwan: 393

# FINANCIAL SUMMARY

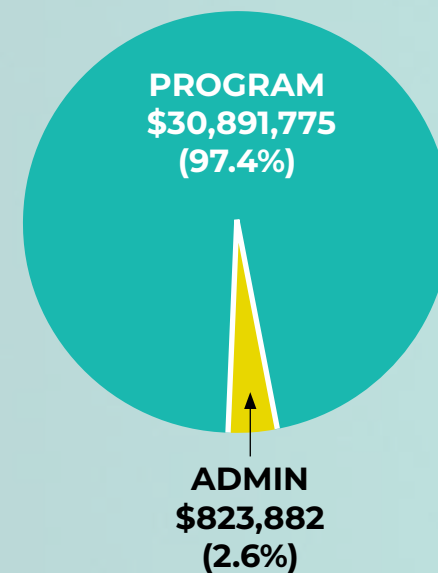
## FISCAL YEAR EXPENDITURES BY DEPARTMENT

	2022	2021	2020
<b>Housing</b>	\$15,611,685	\$8,828,903	\$9,487,271
<b>Community Services</b>	\$4,474,538	\$4,595,663	\$4,620,993
<b>Head Start</b>	\$5,703,147	\$5,447,020	\$5,734,801
<b>CSBG/Tax Clinic/Grants Local/Depreciation</b>	\$809,456	\$604,637	\$861,333
<b>Entrepreneurial</b>	\$3,478,276	\$3,052,321	\$3,196,784
<b>COVID/Cares Act</b>	\$1,638,555	\$3,303,276	
<b>Totals</b>	<b>\$31,715,657</b>	<b>\$25,831,820</b>	<b>\$23,901,182</b>

### REVENUES Total: \$32,748,394



### EXPENDITURES Total: \$31,715,657



### AGENCY REVENUES

2017	\$22,698,148
2018	\$23,379,662
2019	\$24,752,960
2020	\$24,611,590
2021	\$26,545,881
2022	\$32,748,394

MVAC is an Equal Employment Opportunity/Affirmative Action Employer



# ANNUAL REPORT



# 2021

“Community Action changes people’s lives, embodies the spirit of hope, improves communities and makes America a better place to live. We care about the entire community, and we are dedicated to helping people help themselves and each other.”



## COMMUNITY SERVICE

- 266 adults gained employment
- 103 youth engaged in paid work experience
- Provided training to 74 people who lost their jobs
- 26 seniors benefited from participating in the senior program
- Prevented 29 youth from becoming high school dropouts through the youth program



## HOUSING

- 8,240 households received Energy Assistance
- Weatherized 157 homes
- 208 furnaces repaired or replaced
- Facilitated 9 Homeless Response Teams
- Top producing lender for Minnesota Housing
- Participated as a navigator for RentHelpMN.
- RentHelpMN received 3,090 applications for a total request of \$12,943,900 in our region.



## FISCAL/TAX PREP

- Accounting staff processed 8,577 vouchers
- 31 years of clean audits
- 1302 tax returns completed for \$1,455,208 in credits and tax refunds



## HEAD START & EARLY CHILDHOOD

- 684 children participated in Head Start school readiness programming
- 147 families received home-based services
- 659 hearing and 663 vision screenings completed
- 422 dental exams
- 28 families participated in both Birth-3 and Head Start programs



## RENTAL ASSISTANCE

- 360 households received rental assistance
- 200 families prevented from homelessness
- Paid \$777,593 to area landlords on behalf of our clients



## WHEEL GET THERE

- 3,332 inquiries fielded for car information and assistance
- 98 vehicles donated
- 10 individuals participated in the new-lease car program



## THRIFT STORES

- Generated \$440,372 in revenues over expenses
- Combined stores received \$1,414,121 in donations



## AWARENESS

- MVAC was highlighted in the media 31 times this year
- 138,762 individuals reached through social media
- Over 68,000 visits to the agency website



## VOLUNTEERS

- 22,961 volunteer hours contributed to the agency
- Volunteers provided \$2,718,201 in donations
- 267 hours donated by MVAC Board of Directors